

11. कार्य में कॉपीराइट सहित विभिन्न अधिकारों के मालिकों के नाम, पते और राष्ट्रीयताएं और असाइनमेंट और लाइसेंस के विवरण के साथ प्रत्येक के अधिकार की सीमा, यदि कोई हो : ROHIT JADHAO , NUTAN MAHARASHTRA INSTITUTE OF ENGINEERING AND TECHNOLOGY, SAMARTH VIDYA SANKUL, VISHNUPURI, TALEGAON DABHADE, MAHARASHTRA-410507 INDIAN RITESH NARKHEDE , NUTAN MAHARASHTRA INSTITUTE OF ENGINEERING AND TECHNOLOGY, SAMARTH VIDYA SANKUL, VISHNUPURI, TALEGAON DABHADE, MAHARASHTRA-410507 INDIAN SANKET WARADE , NUTAN MAHARASHTRA INSTITUTE OF ENGINEERING AND TECHNOLOGY, SAMARTH VIDYA SANKUL, VISHNUPURI, TALEGAON DABHADE, MAHARASHTRA-410507 INDIAN SUMIT PATIL , NUTAN MAHARASHTRA INSTITUTE OF ENGINEERING AND TECHNOLOGY, SAMARTH VIDYA SANKUL, VISHNUPURI, TALEGAON DABHADE, MAHARASHTRA-410507 INDIAN SUJAY KATE , NUTAN MAHARASHTRA INSTITUTE OF ENGINEERING AND TECHNOLOGY, SAMARTH VIDYA SANKUL, VISHNUPURI, TALEGAON DABHADE, MAHARASHTRA-410507 INDIAN
12. अन्य व्यक्तियों के नाम, पते और राष्ट्रीयताएं, यदि कोई हों, जो कॉपीराइट वाले अधिकारों को सौंपने या लाइसेंस देने के लिए अधिकृत हों : N.A.
Names, addresses and nationalities of other persons, if any, authorised to assign or licence of rights comprising the copyright
13. यदि कार्य एक 'कलात्मक कार्य' है, तो कार्य करने वाले व्यक्ति का नाम, पता और राष्ट्रीयता सहित मूल कार्य का स्थान। (एक वास्तुशिल्प कार्य के मामले में कार्य पूरा होने का वर्ष भी दिखाया जाना चाहिए) : N.A.
If the work is an 'Artistic work', the location of the original work, including name, address and nationality of the person in possession of the work. (In the case of an architectural work, the year of completion of the work should also be shown).
14. यदि कार्य एक 'कलात्मक कार्य' है जो किसी भी सामान या सेवाओं के संबंध में उपयोग किया जाता है या उपयोग करने में सक्षम है, तो आवेदन में कॉपीराइट अधिनियम, 1957 की धारा 45 की उप-धारा (प) के प्रावधान के अनुसार व्यापार चिह्न पंजीयक से प्रमाणन शामिल होना चाहिए। : N.A.
If the work is an 'Artistic work' which is used or capable of being used in relation to any goods or services, the application should include a certification from the Registrar of Trade Marks in terms of the provision to Sub-Section (i) of Section 45 of the Copyright Act, 1957.
15. यदि कार्य एक 'कलात्मक कार्य' है, तो क्या यह डिजाइन अधिनियम 2000 के अंतर्गत पंजीकृत है? यदि हां, तो विवरण दें : N.A.
If the work is an 'Artistic work', whether it is registered under the Designs Act 2000 if yes give details.
16. यदि कार्य एक 'कलात्मक कार्य' है, जो डिजाइन अधिनियम 2000 के तहत एक डिजाइन के रूप में पंजीकृत होने में सक्षम है, तो क्या यह औद्योगिक प्रक्रिया के माध्यम से किसी वस्तु पर प्रयोग में लाया गया है और यदि हां, तो इसे कितनी बार पुनः प्रस्तुत किया गया है? : N.A.
If the work is an 'Artistic work', capable of being registered as a design under the Designs Act 2000. whether it has been applied to an article though an industrial process and ,if yes ,the number of times it is reproduced.
17. टिप्पणी, यदि कोई हो/Remarks, if any :
डायरी संख्या/Diary Number: 21416/2022-CO/L
आवेदन की तिथि/Date of Application: 13/10/2022
प्राप्ति की तिथि/Date of Receipt: 13/10/2022



[Handwritten Signature]
Registrar of Copyrights



Abstract

This project focuses on the generation of the electrical energy using the repulsive force of the magnet. Due to high demand of the electrical energy in all fields like mechanical industries, automobile and production industries, medical industry and all other the industry requires a high amount of the electrical energy for their manufacturing, research. Day by day requirement of the electrical energy is increasing rapidly to overcome that huge demand of electrical energy we must have the various sources of electricity generation which can fulfill our energy demand. The sources of energy generation that we have today have some limitation on their extend like solar power is limited to the requirement of the sunlight if there is no sunlight the energy generation rate drastically falls down, wind turbine is dependent of the speed of wind, so this all the renewable sources have their limitation so this project is about the generation of electrical energy from the repulsive force of the magnet. All the power generation sources are dependent on the some natural parameter but in case of magnet it possesses the continuous magnetism and can be used for continuous power generation. Now a day's electricity generation from various sources like hydro, steam, solar, nuclear etc. but these sources have some merits and demerits, for the alternate arrangement we have innovated this system.

Introduction

Electricity is the most important energy in this era. This project is about the generation of energy by some new method. Free energy rotor uses the natural properties of the magnet to generate the perpetual motion which can be further use for our applications. The permanent magnet have the more power which can defeat the gravity for the many year if its place in the special arrangement. The permanent magnet lost its maximum 5% of the magnetism in 100 years. We are going to generate the electricity using the repulsive force of the magnet, the repulsive force will create the rotary mechanical motion and it will be transfer to the generator. The selection of electricity generation modes and their financial viability varies in accordance with region and demand vary considerably around the world, resulting in wide spread selling prices. By all above selection considerable we are design and generating electricity at low cost and with flexibility. Now the industry and the economy requires the convenient, continuous and at low cost without any disturbance to the nature.

Principle of Working

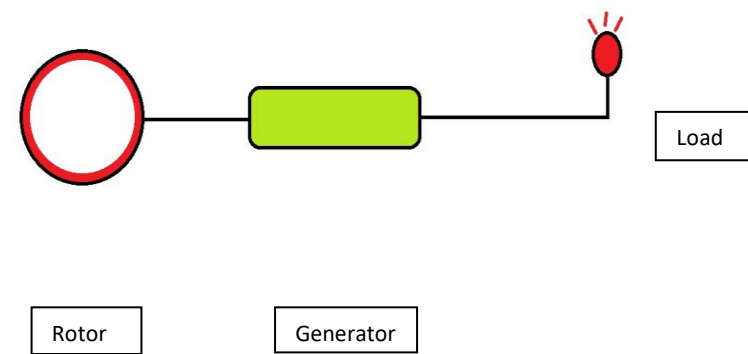
The construction of the rotor is such that the magnet on the fixed circular frame and rotor will come in contact such that both magnet apply their repulsive force on each other. When some pre rotary motion is given to the rotor, rotor start rotating and simultaneously the magnet mounted on the rotor and the outer fixed frame applies their repulsive force on each other. This leads to the increasing the rpm and rotor start rotating automatically using that repulsive force applied on that periphery so as to generate rotary motion.

Objective

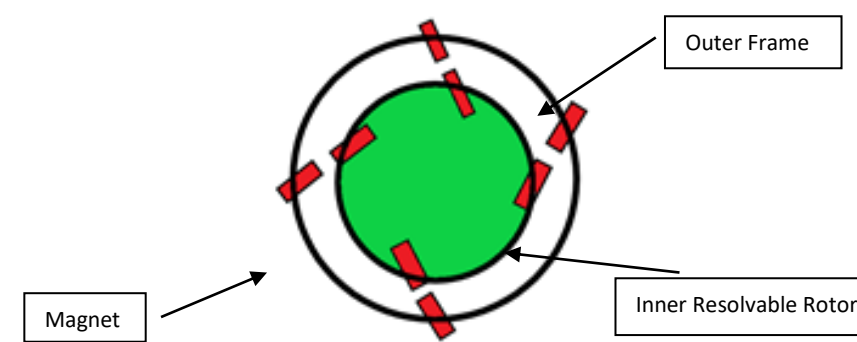


te electricity with the help of permanent y using repulsive force of magnets
he electricity cost effective
nodel compact and for widely use

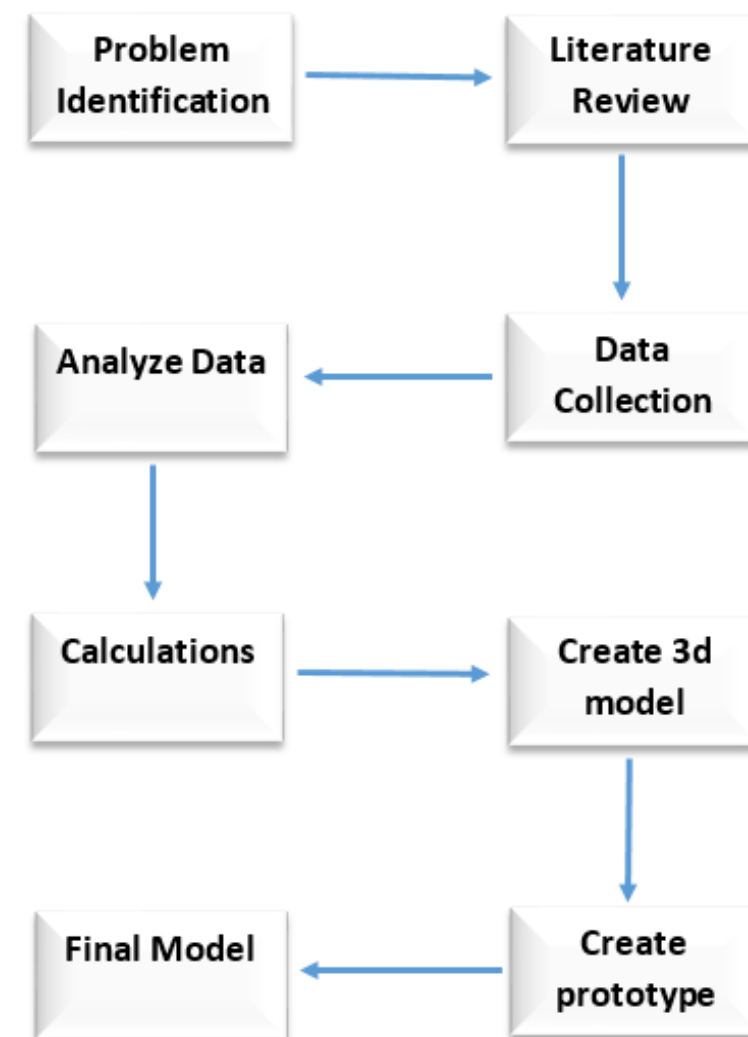
Schematic Diagram



Rotor Diagram



Methodology



Components

- 1) Permanent magnet
- 2) Metal frames
- 3) Magnet clamp
- 4) Generator
- 5) Rectifier (if required)

Working

When the some torque required by rotor to rotate it initially is provided to it, it starts rotating and simultaneously permanent magnet attached to the outer fixed from and rotor passes from each other in special manner that they are arranged. The opposite poles of the magnet passes nearby one another leads to applying repulsive force on each other but as the outer frame is fixed it remain stable and inner rotor starts rotating due to the toque applied to the periphery of the rotor due to magnet. The rotor shaft is coupled to the generator. So as the rotor start revolving it transfer the rotary motion to the generator leads to generate electrical energy.

Summary and Future scope

Summary:

- > We can generate the electricity by using the repulsive force of the magnet like another non-conventional method continuously.
- > As model size increases out output power also will increase.

Future scope:

As our need of energy is increasing day by day and there no convenient and long lasting way to generated like solar energy and wind turbine. It will be more powerful source of energy which cannot be interrupted by any natural climate change.

References

- 1) V. Thirumalairaj, A. Venbathu Rajesh, R. Radhakrishnan, M. Pradeep, J. Chakravarthy samy Durai, ISSN: 2347-6710 vol.6, issue 11, nov 2017
- 2) Dr. Shailesh Gupta, ISSN: 2348-4098, 2020
- 3) ISSN 2229-5518, International Journal of Scientific & Engineering Research, Volume 6, Issue 8 Aug 2015
- 4) Rizk, J., Nagrial, M., 2000. "Design of permanent-magnet generators for wind turbines", Power Electronics and Motion Control Conference, Proceedings, IPEMC 2000, The Third International, 1, pp. 208-212.

Program Outcomes

a	b	c	d	e	f	g	h	i	j	k	l
3	3	2	2	1	2	-	-	3	-	-	3

Name of Student

Mr. Ritesh Sanjay Narkhede

Mr. Sanket Laxamn Warade

Mr. Sumit Rajendra Patil

Mr. Sujay Satish Kate